






## Narrative Writing Checklist: Grade 3

How is my Narrative writing?				
Did I write like a third grader?		YES!	NO	
<b>Introduction</b>	I wrote a <b>beginning</b> in which I help readers know what my story is going to be about. I also introduce the <b>characters</b> and <b>setting</b> at the beginning.		<input type="checkbox"/>	<input type="checkbox"/>
<b>Organization</b>	I told my story in <b>order</b> . I also used <b>paragraphs</b> to separate what happened first from what happened later (and finally) in my story.		<input type="checkbox"/>	<input type="checkbox"/>
<b>Details</b>	I tried to bring my <b>characters</b> to life with <b>details</b> , <b>dialogue</b> , and <b>actions</b> so that readers could picture the experiences and events in my story.		<input type="checkbox"/>	<input type="checkbox"/>
<b>Transitions</b>	I told my story in order using phrases such as <i>a little later</i> and <b>after that</b> .		<input type="checkbox"/>	<input type="checkbox"/>
<b>Conclusion</b>	I wrote an <b>ending</b> that connected to the beginning and middle of my story.		<input type="checkbox"/>	<input type="checkbox"/>

Did I write like a third grader?

YES!

NO

Task Focus


I re-read the prompt to make sure my writing met the task.





Punctuation

Before my final draft I checked for correct punctuation (capitalization, commas, talking marks, etc.)





Grammar

I used words and phrases correctly to bring my writing to life.





Spelling

Before I wrote my final draft I checked to make sure all my words were spelled correctly to the best of my ability.

